

## INDEX

SHEET NO.	SUBJECT
1	Dotted Line Markings, Index and General Notes
2	Dotted Lines for Freeway Acceleration Lanes
3	Dotted Lines for Freeway Deceleration Lanes
4	Freeway Short Auxiliary Lanes and Extended Auxiliary Lanes
5	Freeway Lane Drops and Route Splits
6	Lane Drops at Intersections
7	Dotted Lines for Freeway Double Acceleration Lanes
8	Dotted Lines for Freeway Double Deceleration Lanes
9	Major Diverge or Route Split with Option Lane

### GENERAL NOTES:


1. The dotted line details for freeways shall also apply to collector distributor roads that are part of a freeway.
2. The dotted line details shall also apply to interchanges on the state highway system.

INDIANA DEPARTMENT OF TRANSPORTATION

DOTTED LINE MARKINGS  
INDEX AND GENERAL NOTES

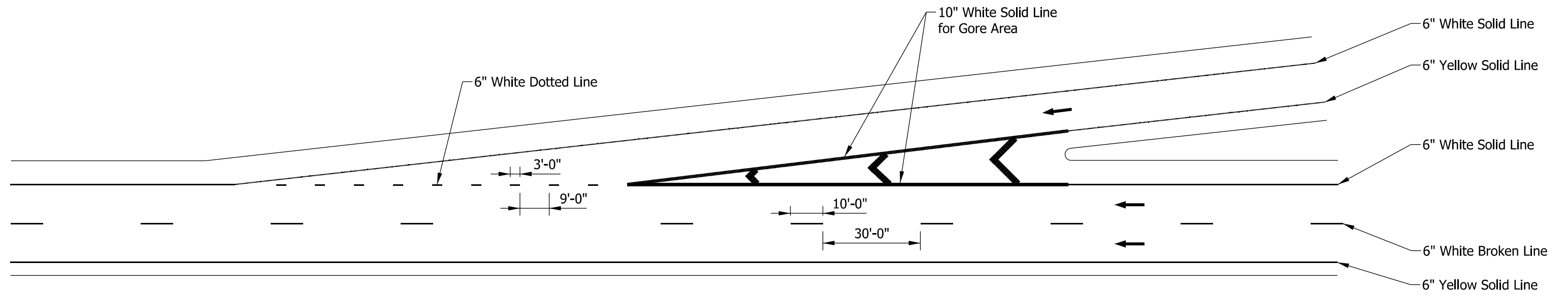
SEPTEMBER 2023

STANDARD DRAWING NO. E 808-DLIM-01

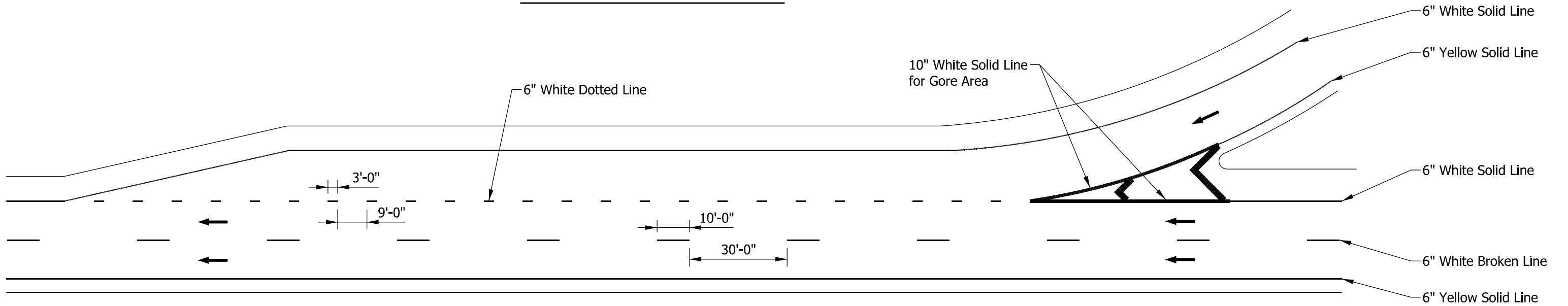


*David H. Boruff* 05/04/23  
DESIGN STANDARDS ENGINEER DATE

*[Signature]* 05/08/2023  
CHIEF ENGINEER DATE



TAPERED ACCELERATION LANE



PARALLEL ACCELERATION LANE

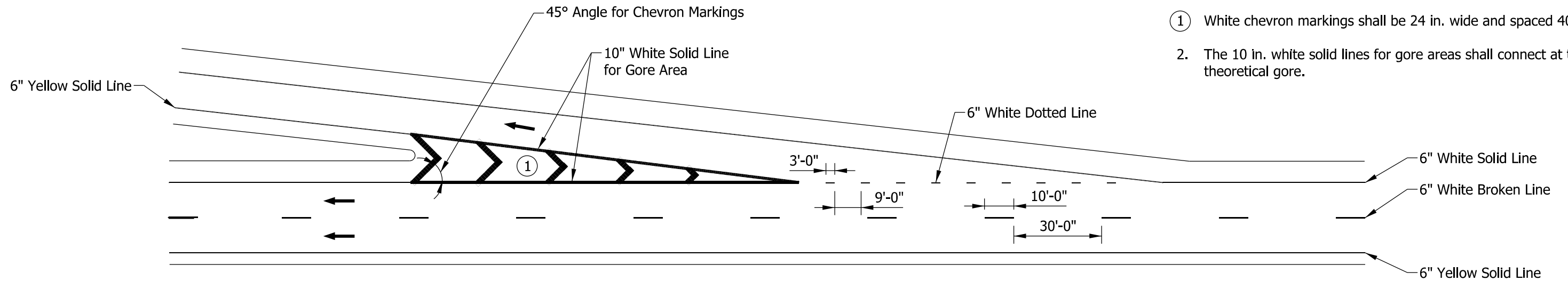
**NOTE:**

1. The 10 in. white solid lines for gore areas shall connect at the theoretical gore.

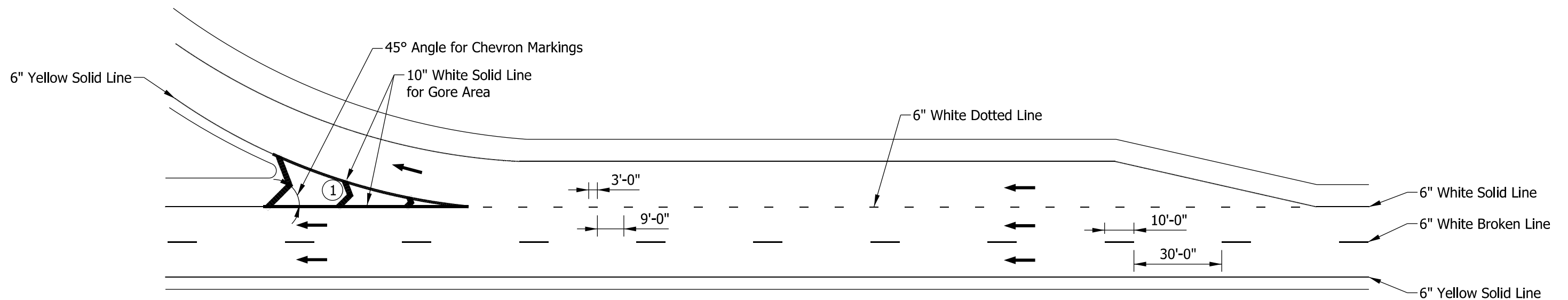
INDIANA DEPARTMENT OF TRANSPORTATION	
DOTTED LINES FOR FREEWAY ACCELERATION LANES	
SEPTEMBER 2023	
STANDARD DRAWING NO.	E 808-DLIM-02
	 DESIGN STANDARDS ENGINEER      05/04/23 DATE
	 CHIEF ENGINEER      05/08/2023 DATE

**NOTES:**

- ① White chevron markings shall be 24 in. wide and spaced 40 ft apart.
- 2. The 10 in. white solid lines for gore areas shall connect at the theoretical gore.



TAPERED DECELERATION LANE




PARALLEL DECELERATION LANE

INDIANA DEPARTMENT OF TRANSPORTATION

DOTTED LINES FOR FREEWAY  
DECELERATION LANES

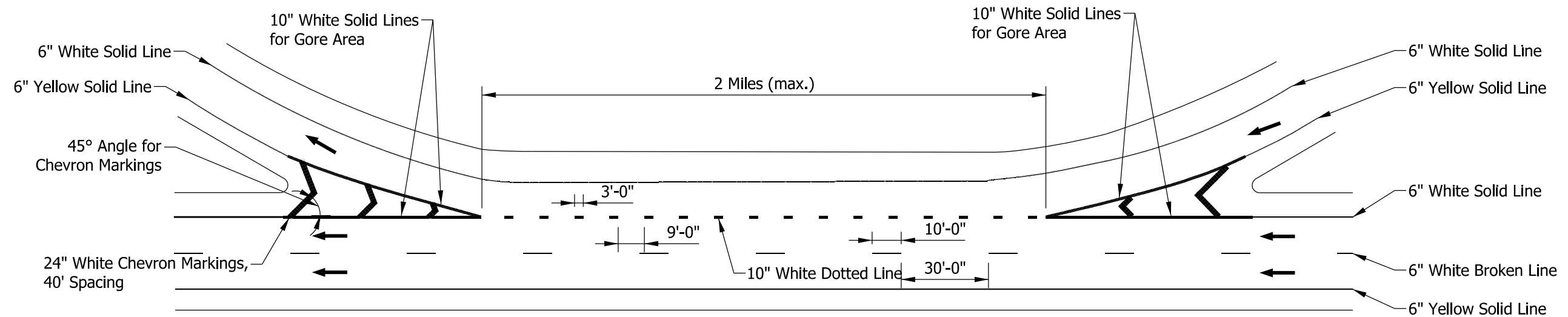
SEPTEMBER 2023

STANDARD DRAWING NO. E 808-DLIM-03

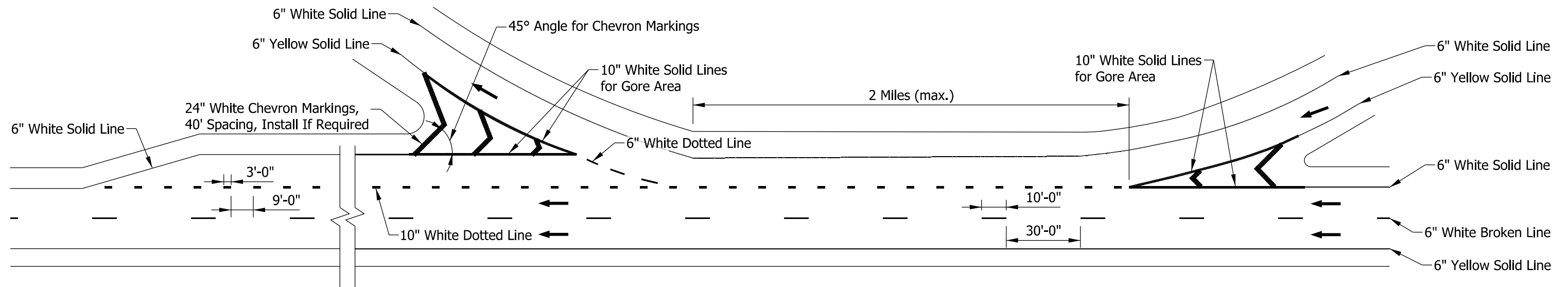


*David H. Boruff* 05/04/23  
DESIGN STANDARDS ENGINEER DATE

*[Signature]* 05/08/2023  
CHIEF ENGINEER DATE



AUXILIARY LANE LESS THAN 2 MILES



EXTENDED AUXILIARY LANE

**NOTE:**


1. The 10 in. white solid lines for gore areas shall connect at the theoretical gore.

INDIANA DEPARTMENT OF TRANSPORTATION

FREEWAY SHORT AUXILIARY LANES  
AND EXTENDED AUXILIARY LANES

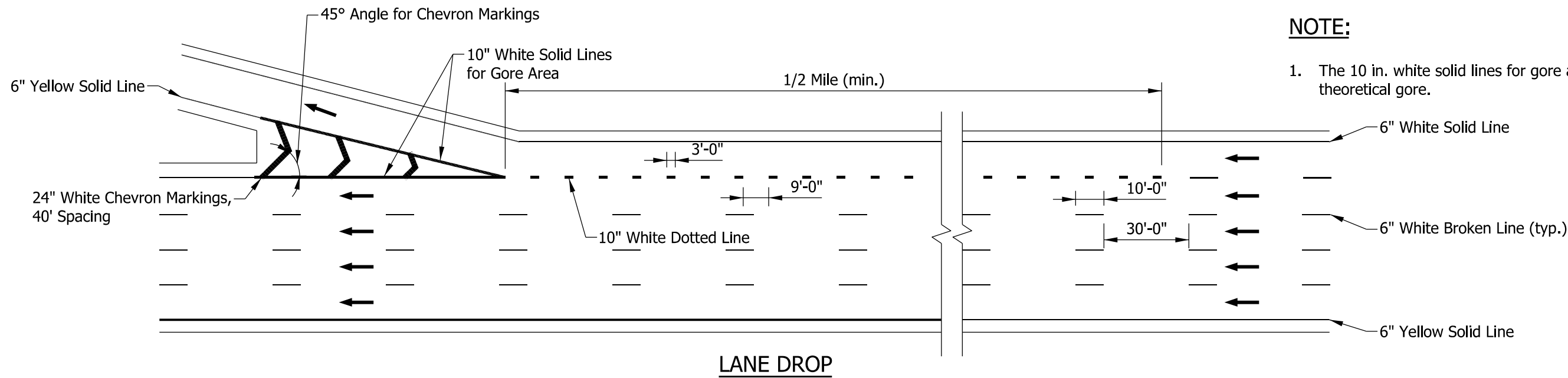
SEPTEMBER 2023

STANDARD DRAWING NO. E 808-DLIM-04



*David H. Boruff* 05/04/23  
DESIGN STANDARDS ENGINEER DATE

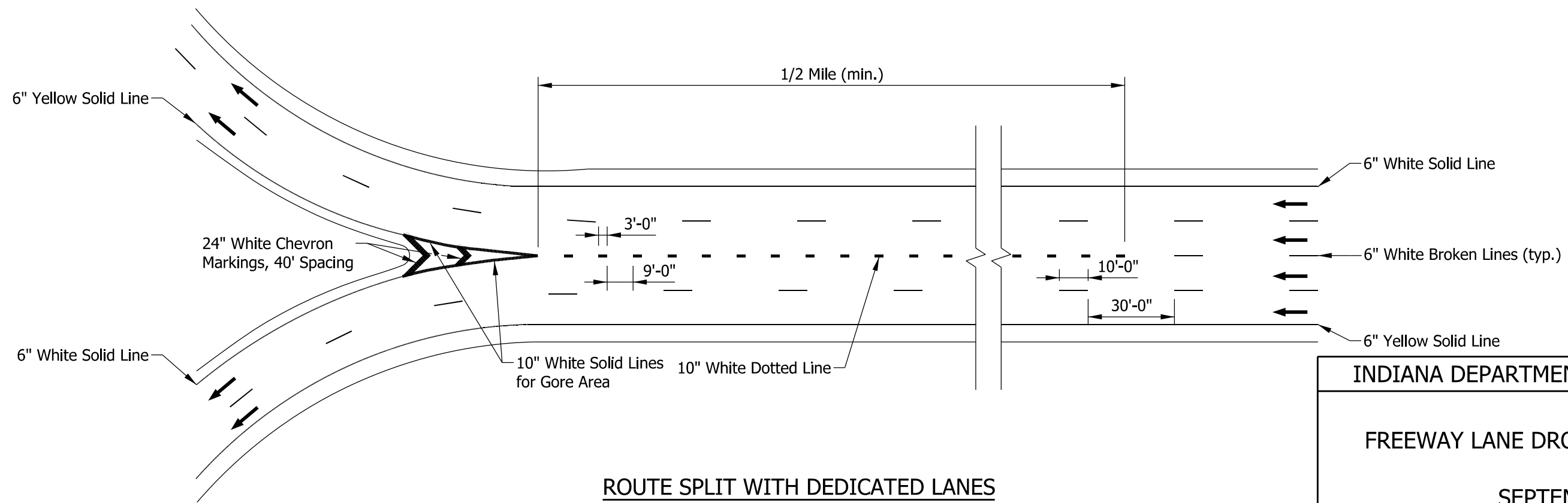
*[Signature]* 05/08/2023  
CHIEF ENGINEER DATE



**NOTE:**

1. The 10 in. white solid lines for gore areas shall connect at the theoretical gore.

LANE DROP




ROUTE SPLIT WITH DEDICATED LANES

INDIANA DEPARTMENT OF TRANSPORTATION

FREEWAY LANE DROPS AND ROUTE SPLITS

SEPTEMBER 2023

STANDARD DRAWING NO. E 808-DLIM-05

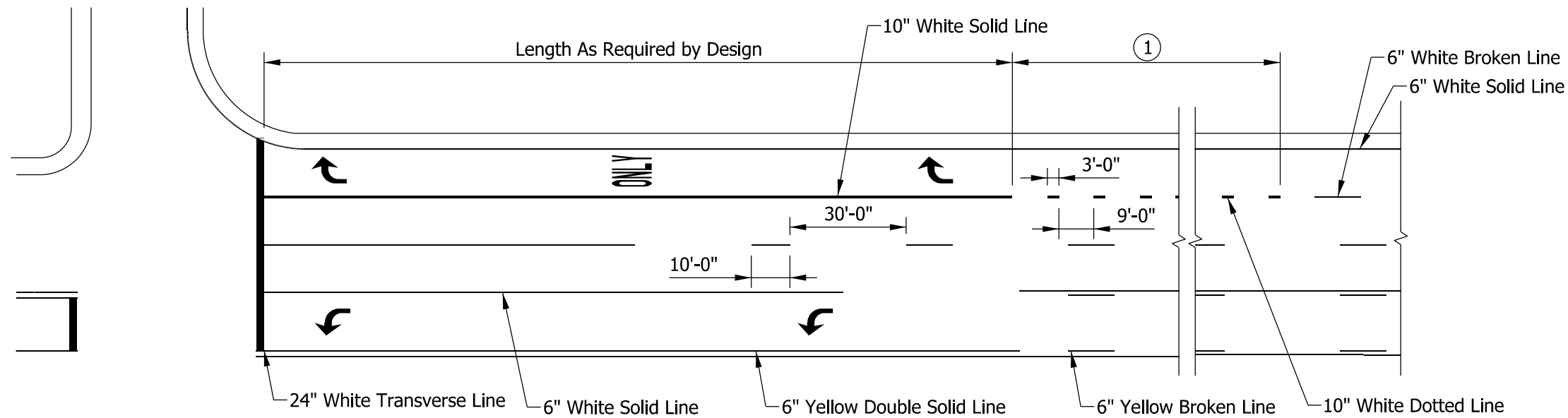


*David H. Boruff* 05/04/23  
 DESIGN STANDARDS ENGINEER DATE

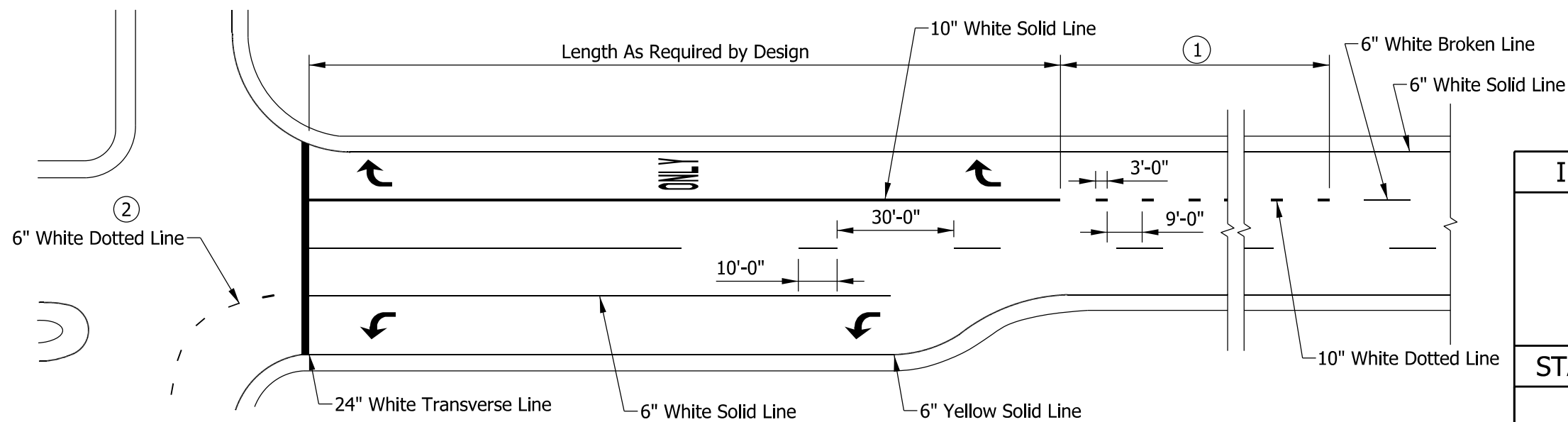
*[Signature]* 05/08/2023  
 CHIEF ENGINEER DATE

**NOTES:**


- ① The dotted line shall be extended to the lesser of 300 ft or the nearest intersection
- ② 6 in. white dotted lines shall be required at dual turn lanes.



**LANE DROP ON A MULTILANE UNDIVIDED HIGHWAY**

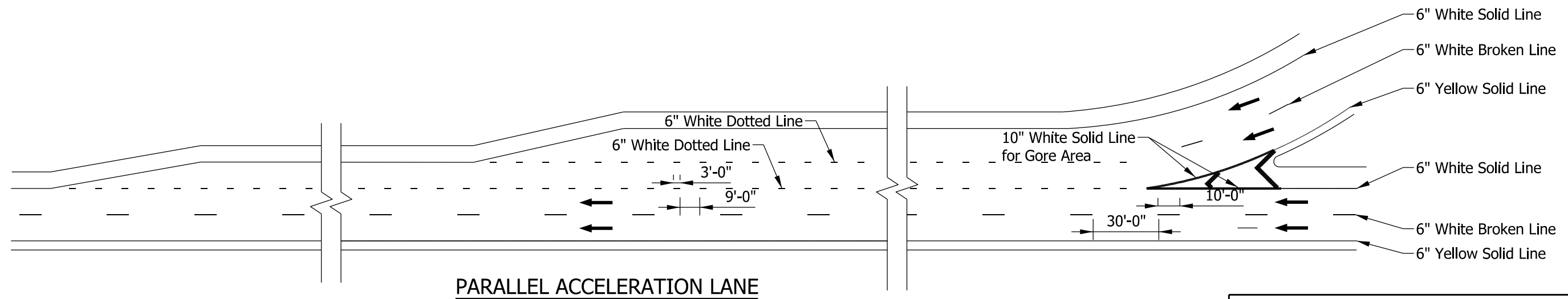
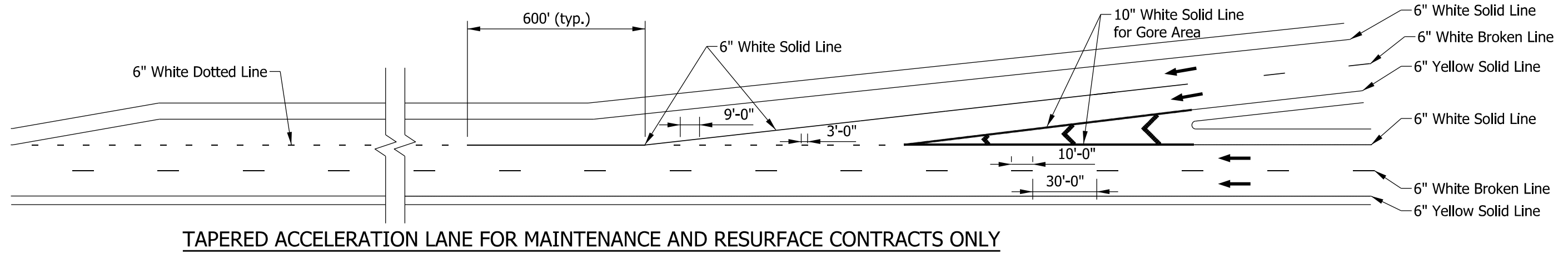


**LANE DROP ON A MULTILANE DIVIDED HIGHWAY**

INDIANA DEPARTMENT OF TRANSPORTATION									
LANE DROPS AT INTERSECTIONS									
SEPTEMBER 2023									
STANDARD DRAWING NO.	E 808-DLIM-06								
	<table style="width: 100%; border: none;"> <tr> <td style="text-align: center; padding: 5px;"><i>David H. Boruff</i></td> <td style="text-align: right; padding: 5px;">05/04/23</td> </tr> <tr> <td style="text-align: center; padding: 5px;">DESIGN STANDARDS ENGINEER</td> <td style="text-align: right; padding: 5px;">DATE</td> </tr> <tr> <td style="text-align: center; padding: 5px;"><i>[Signature]</i></td> <td style="text-align: right; padding: 5px;">05/08/2023</td> </tr> <tr> <td style="text-align: center; padding: 5px;">CHIEF ENGINEER</td> <td style="text-align: right; padding: 5px;">DATE</td> </tr> </table>	<i>David H. Boruff</i>	05/04/23	DESIGN STANDARDS ENGINEER	DATE	<i>[Signature]</i>	05/08/2023	CHIEF ENGINEER	DATE
<i>David H. Boruff</i>	05/04/23								
DESIGN STANDARDS ENGINEER	DATE								
<i>[Signature]</i>	05/08/2023								
CHIEF ENGINEER	DATE								

**NOTE:**

1. The 10 in. white solid lines for gore areas shall connect at the theoretical gore.




INDIANA DEPARTMENT OF TRANSPORTATION

DOTTED LINES FOR FREEWAY  
DOUBLE ACCELERATION LANES

SEPTEMBER 2023

STANDARD DRAWING NO. E 808-DLIM-07

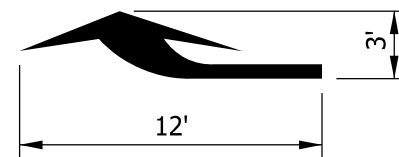
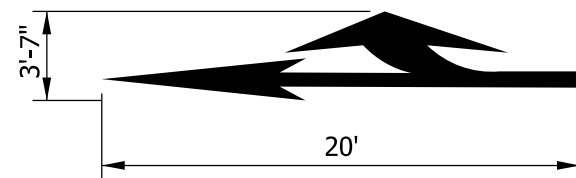
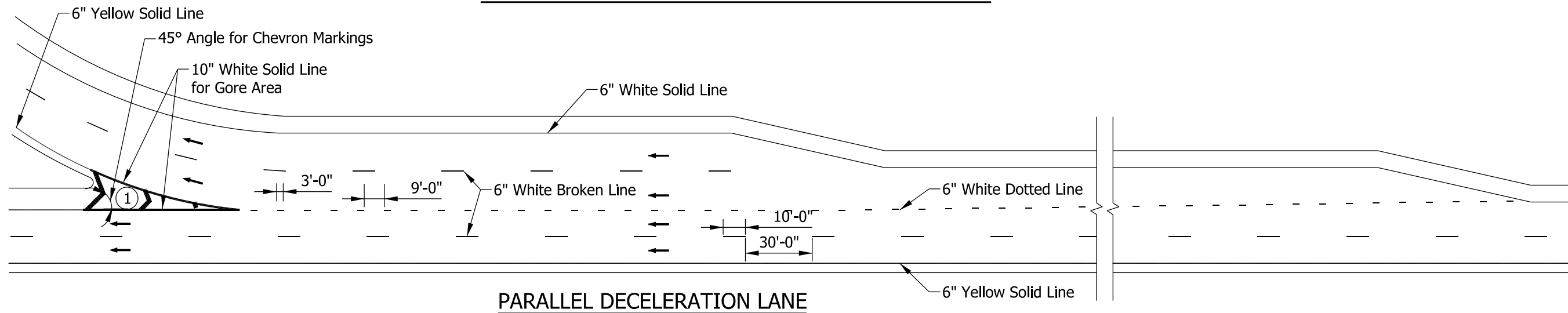
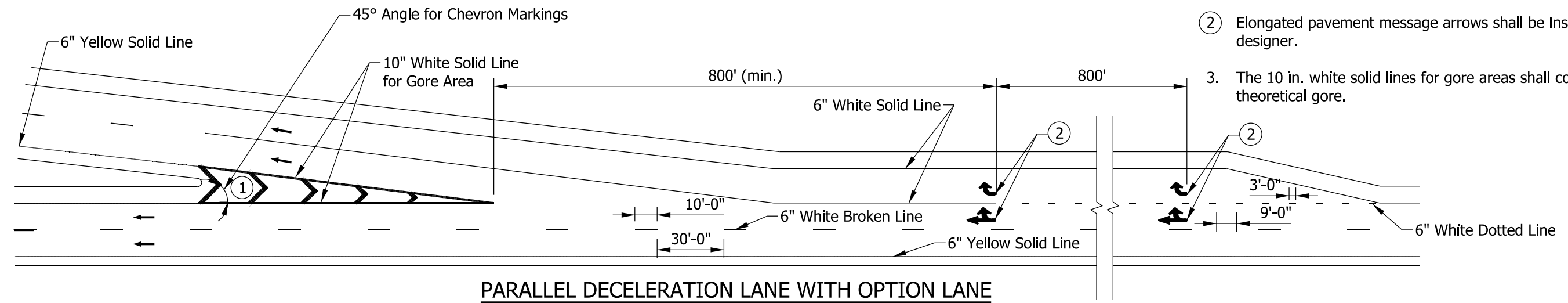





*David H. Boruff* 05/04/23  
DESIGN STANDARDS ENGINEER DATE

*[Signature]* 05/08/2023  
CHIEF ENGINEER DATE

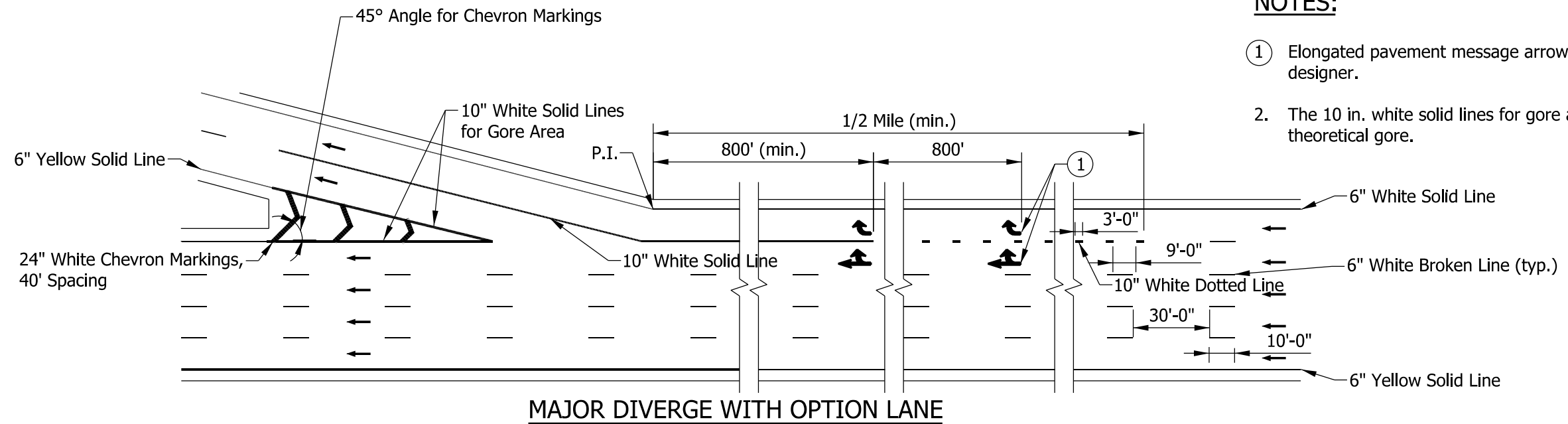
**NOTES:**

- ① White chevron markings shall be 24 in. wide and spaced 40 ft apart.
- ② Elongated pavement message arrows shall be installed, if required by designer.
- 3. The 10 in. white solid lines for gore areas shall connect at the theoretical gore.



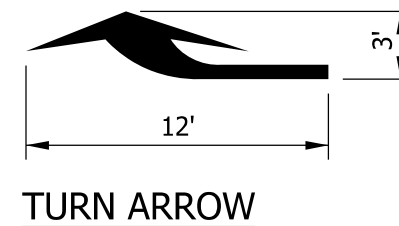
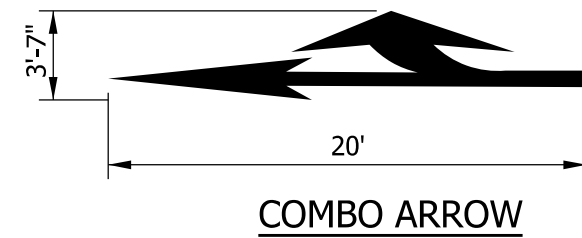
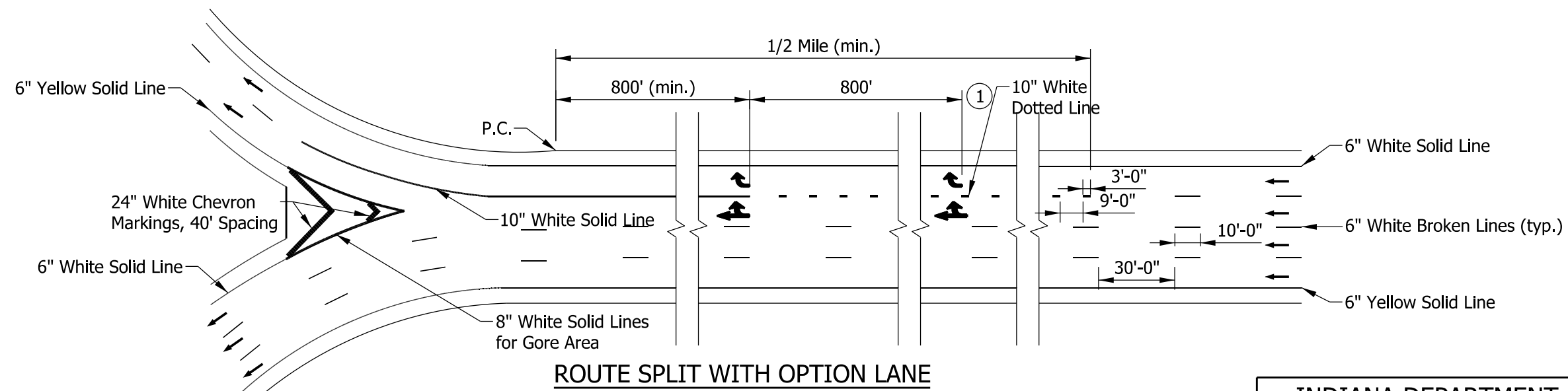
INDIANA DEPARTMENT OF TRANSPORTATION	
DOTTED LINES FOR FREEWAY DOUBLE DECELERATION LANES	
SEPTEMBER 2023	
STANDARD DRAWING NO.	E 808-DLIM-08
	<div style="display: flex; justify-content: space-between;"> <div style="text-align: center;">               DESIGN STANDARDS ENGINEER           </div> <div style="text-align: right;">             05/04/23              DATE           </div> </div> <div style="display: flex; justify-content: space-between; margin-top: 10px;"> <div style="text-align: center;">               CHIEF ENGINEER           </div> <div style="text-align: right;">             05/08/2023              DATE           </div> </div>





**NOTES:**

- ① Elongated pavement message arrows shall be installed, if required by designer.
2. The 10 in. white solid lines for gore areas shall connect at the theoretical gore.



INDIANA DEPARTMENT OF TRANSPORTATION	
MAJOR DIVERGE OR ROUTE SPLIT WITH OPTION LANE	
SEPTEMBER 2023	
STANDARD DRAWING NO.	E 808-DLIM-09
	 DESIGN STANDARDS ENGINEER      05/04/23 DATE
	 CHIEF ENGINEER      05/12/2023 DATE